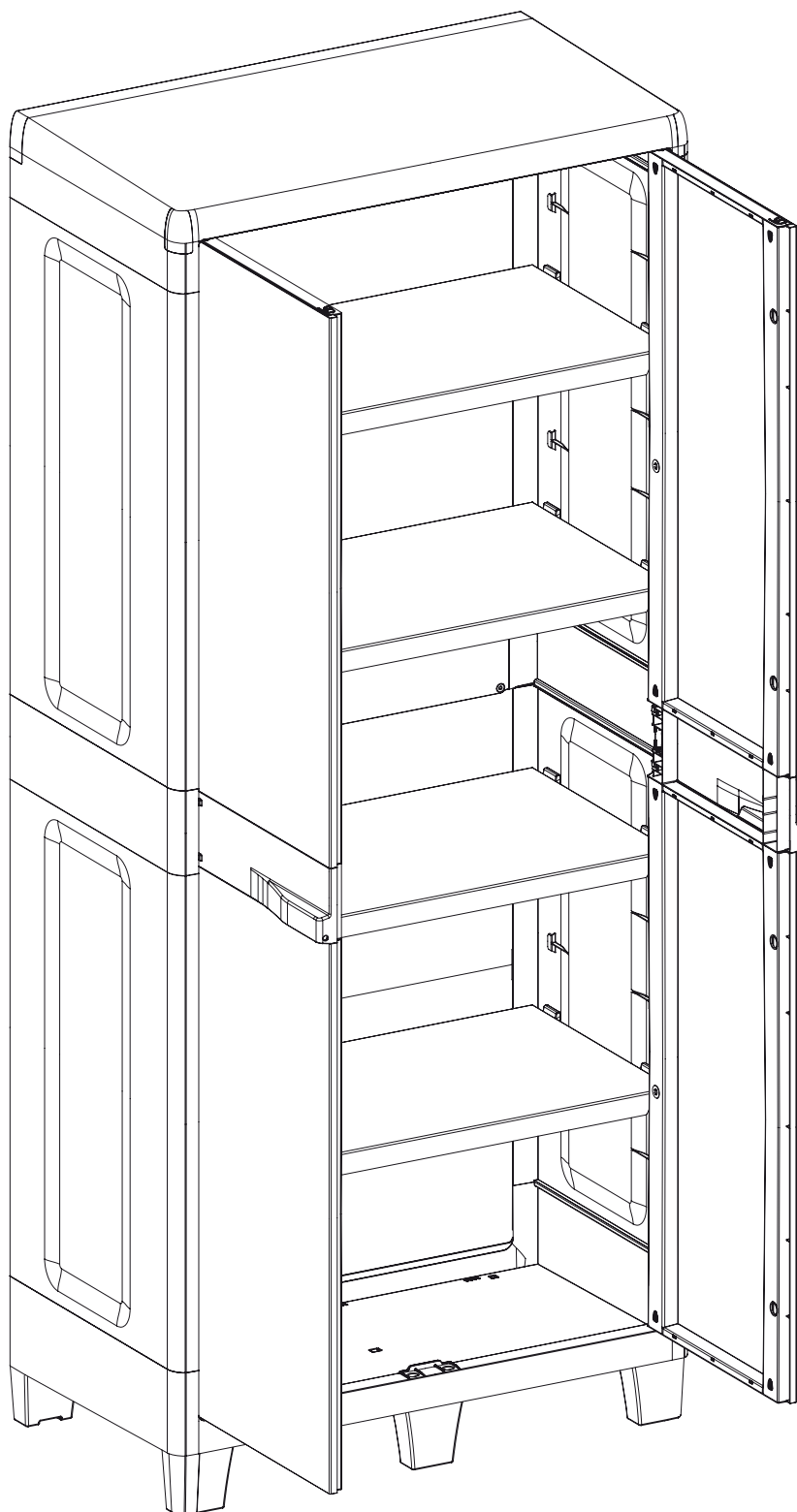


TOOMAX[®]

WOODY'S XL

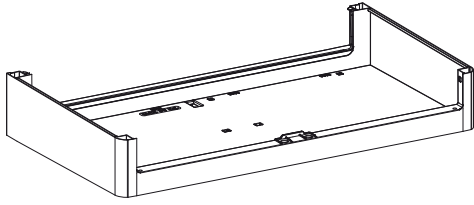


Art. 077 cm 78x46x182h | in 30,7x18,1x71,6h

www.toomax.it

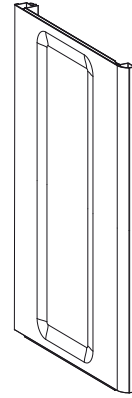


M



PZ / PCS 1

B



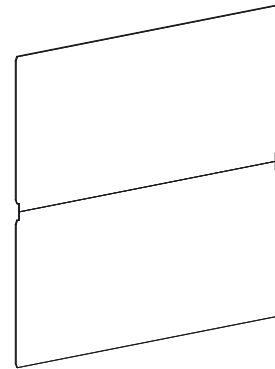
PZ / PCS 4

D



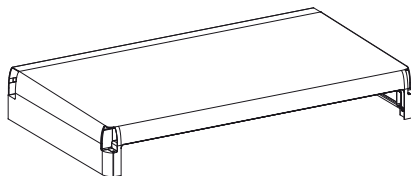
PZ / PCS 4

H



PZ / PCS 2

A



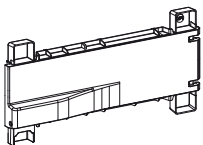
PZ / PCS 1

C



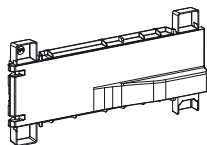
PZ / PCS 4

W1



PZ / PCS 1

W2

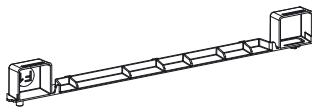
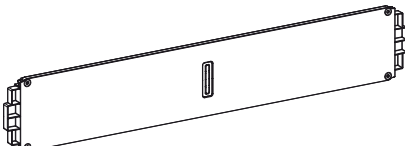
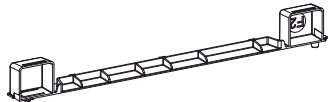
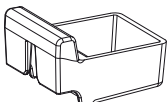
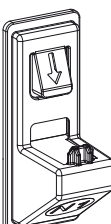
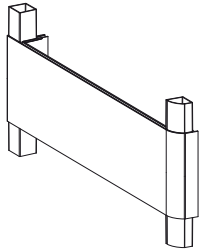





















PZ / PCS 1

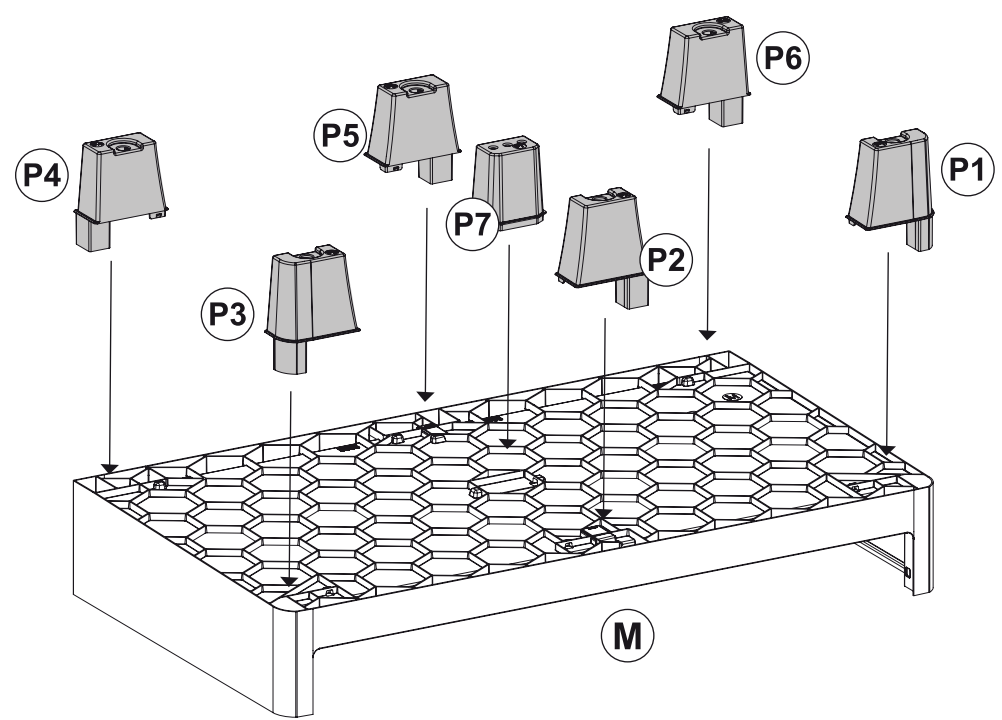
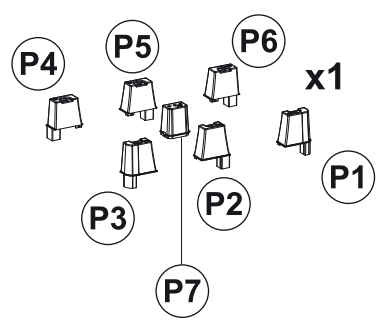
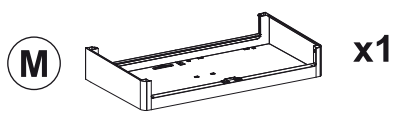
G2



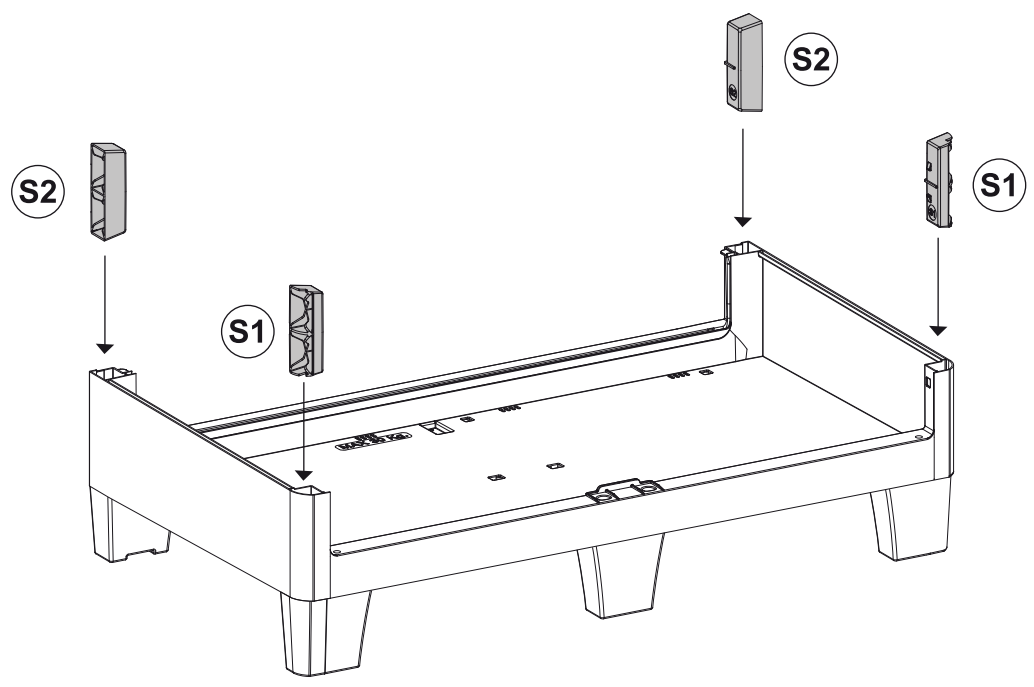
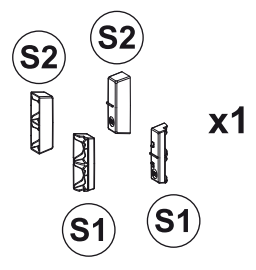
PZ / PCS 2

<div>F1</div> <div></div> <div>PZ / PCS 2</div>		<div>G3</div> <div></div> <div>PZ / PCS 1</div>		
<div>F2</div> <div></div> <div>PZ / PCS 2</div>				
<div>N2</div> <div></div> <div>PZ / PCS 16</div>	<div>N1</div> <div></div> <div>PZ / PCS 8</div>	<div>G1</div> <div></div> <div>PZ / PCS 2</div>		
<div>S2</div> <div></div> <div>S3</div> <div></div> <div>S2</div> <div></div> <div>S4</div> <div></div> <div>PZ / PCS 1</div>		<div>P4</div> <div></div> <div>P5</div> <div></div> <div>P7</div> <div></div> <div>P6</div> <div></div> <div>P2</div> <div></div> <div>P1</div> <div></div> <div>PZ / PCS 1</div>		
<div>S2</div> <div></div> <div>S1</div> <div></div> <div>S2</div> <div></div> <div>S1</div> <div></div> <div>PZ / PCS 1</div>		<div>Q4</div> <div></div> <div>Q3</div> <div></div> <div>Q1</div> <div></div> <div>Q2</div> <div></div> <div>PZ / PCS 1</div>	<div>K</div> <div></div> <div>PZ / PCS 2</div>	

1




2



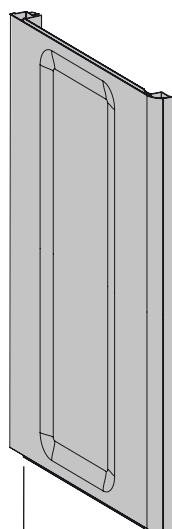
3

B

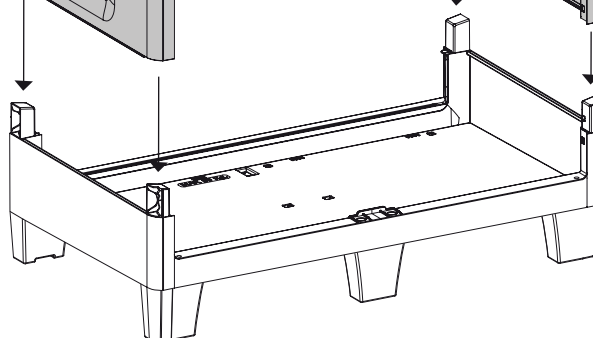
x2



B



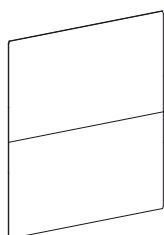
B



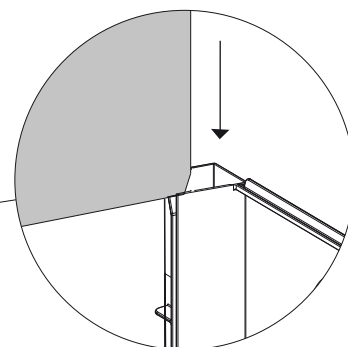
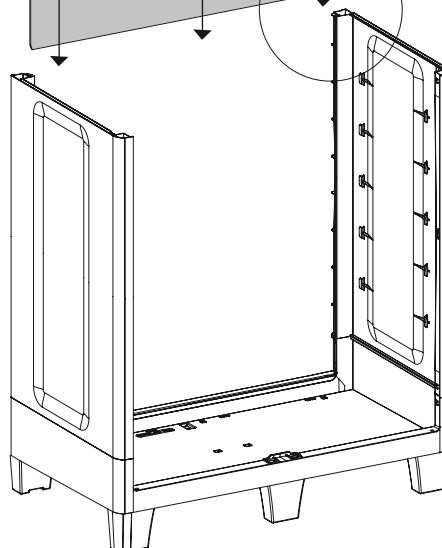
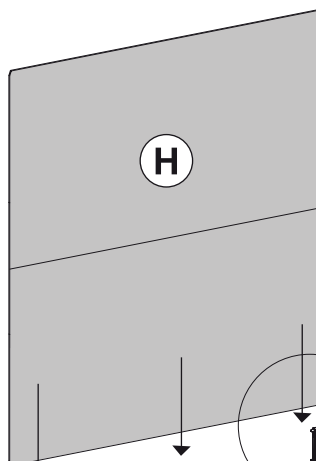
4

H

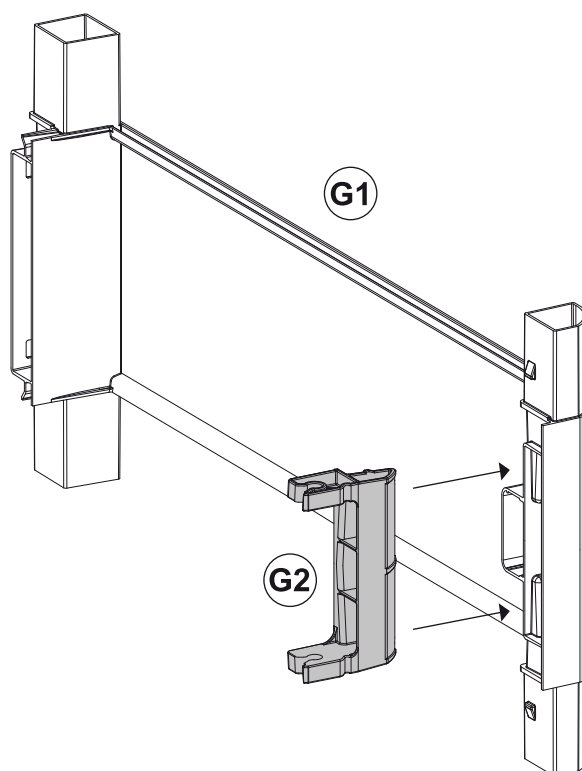
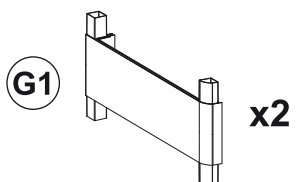
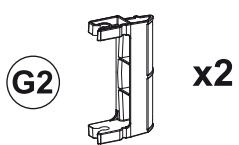
x1



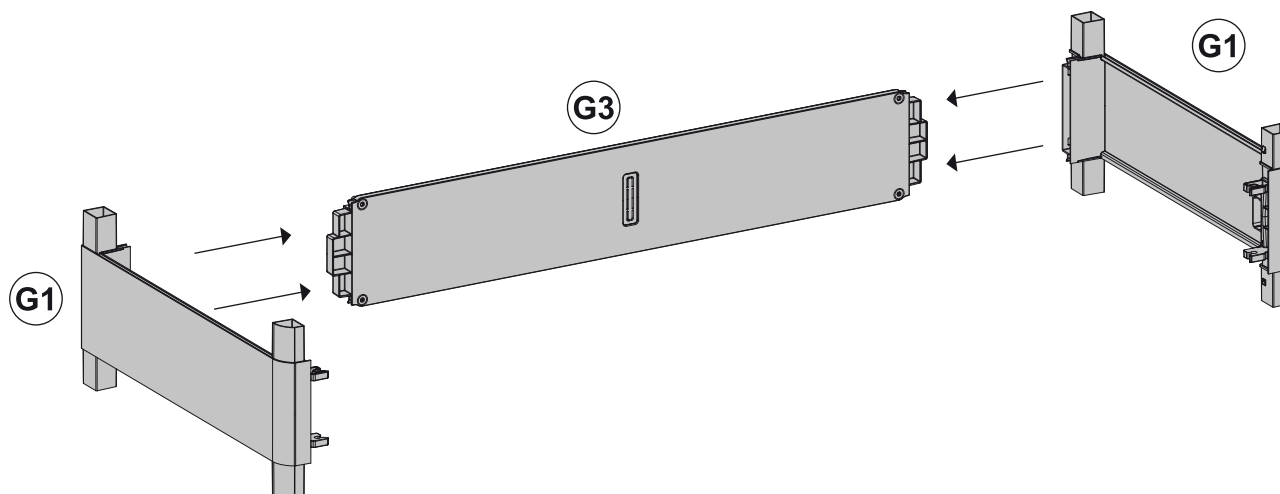
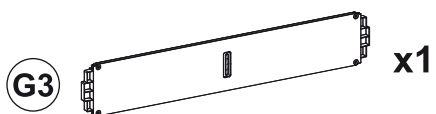
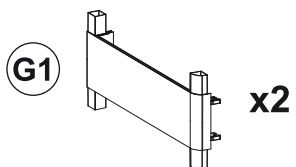
H



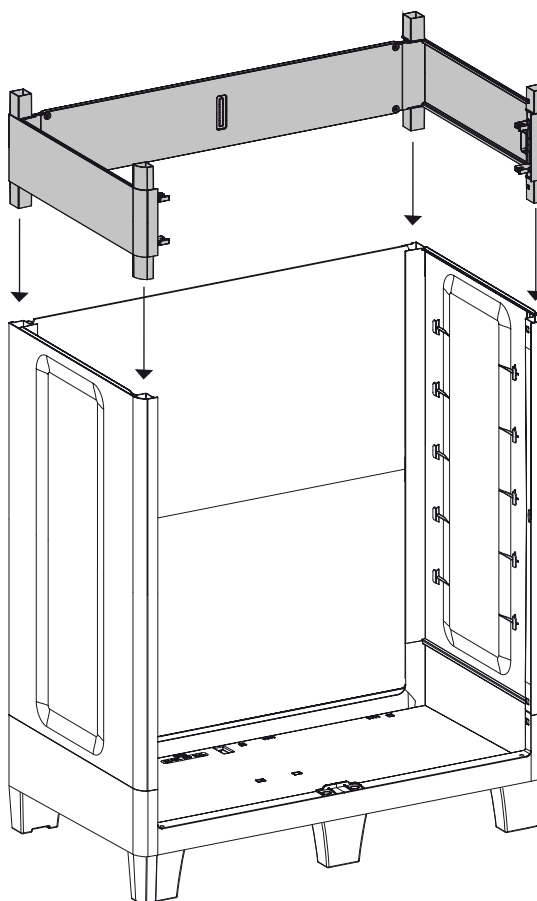
5



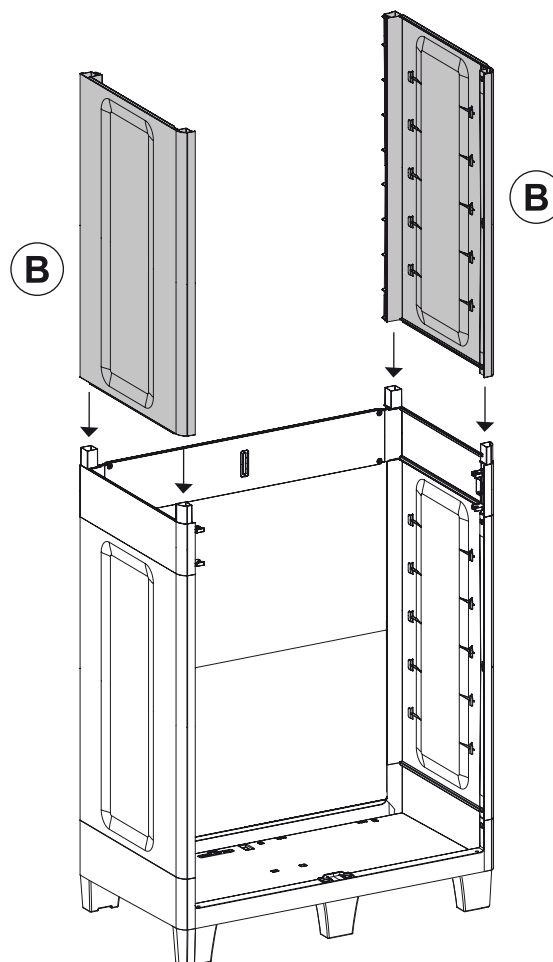
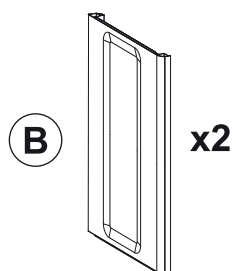
6



7

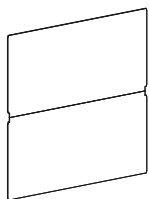


8

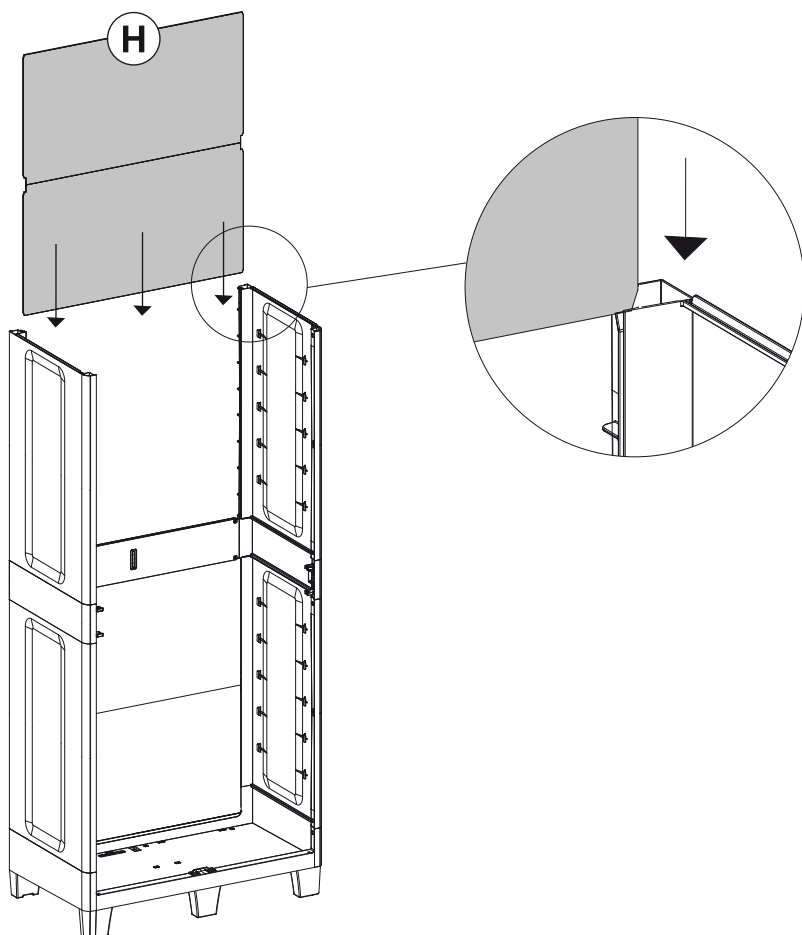


9

H



x1



10

S2

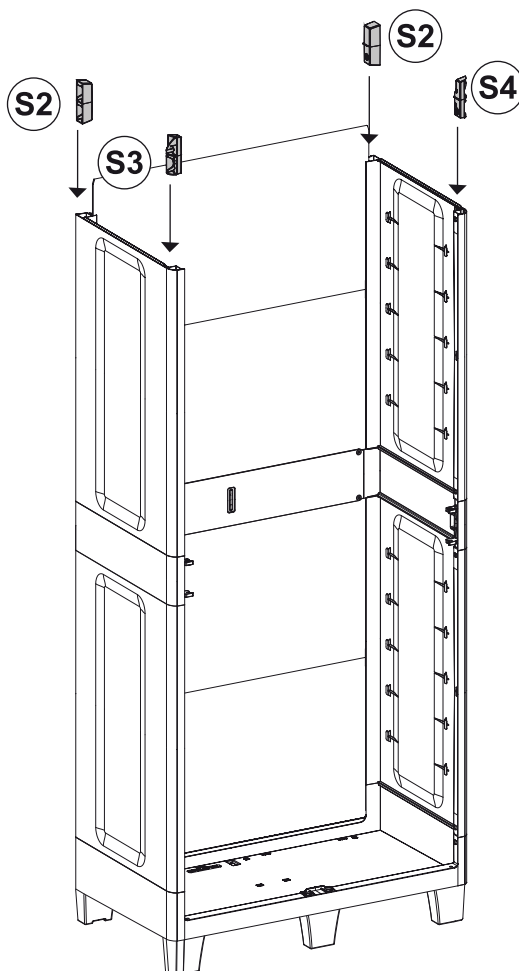
S2



S3

S4

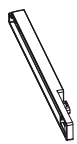
x1



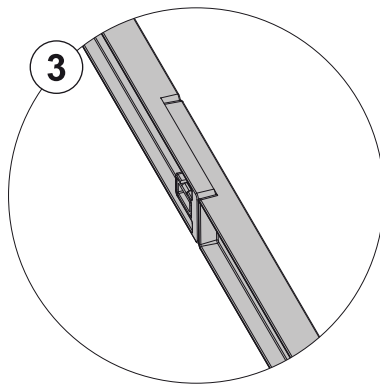
11

K

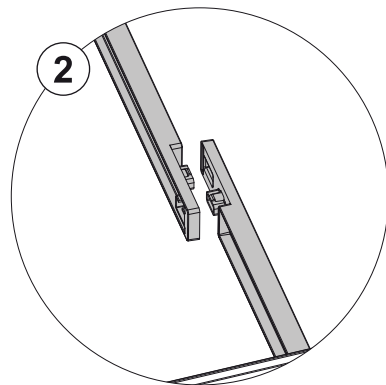
x2



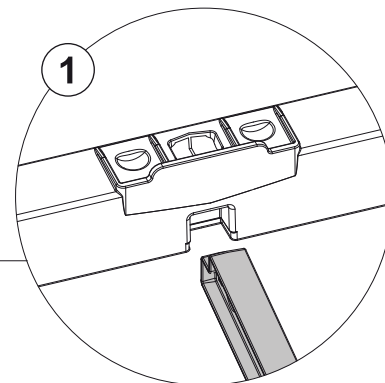
3



2



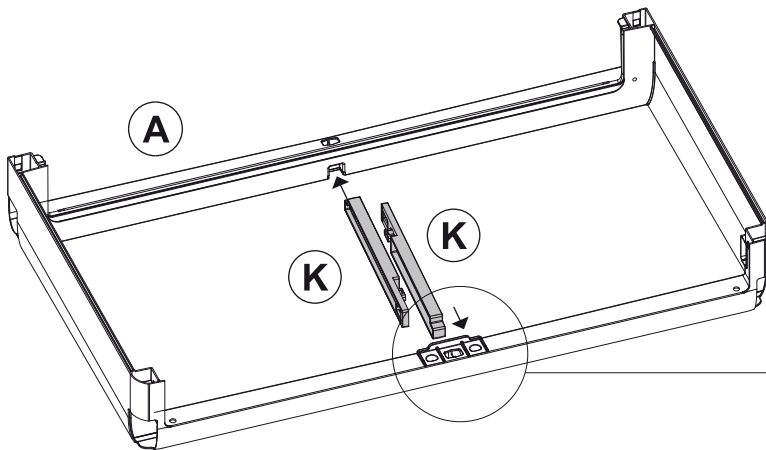
1



A

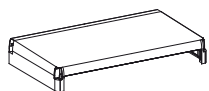
K

K



12

A



x1

Q4



Q1

Q3

Q2

x1

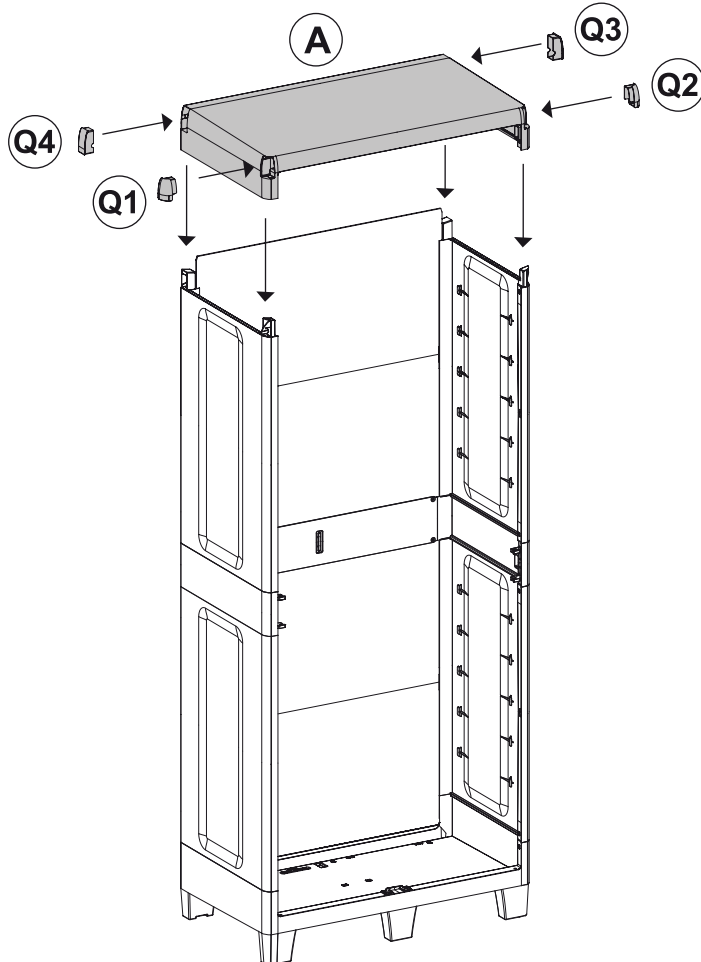
A

Q3

Q2

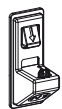
Q4

Q1

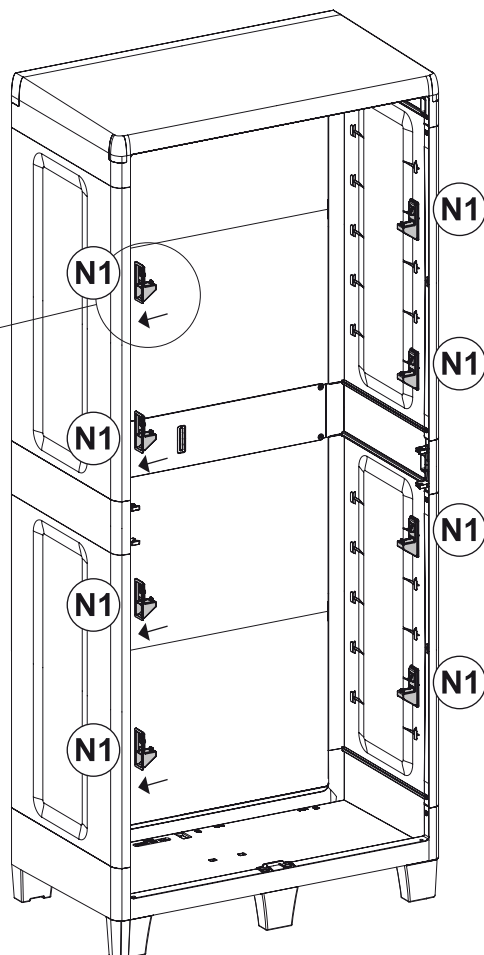
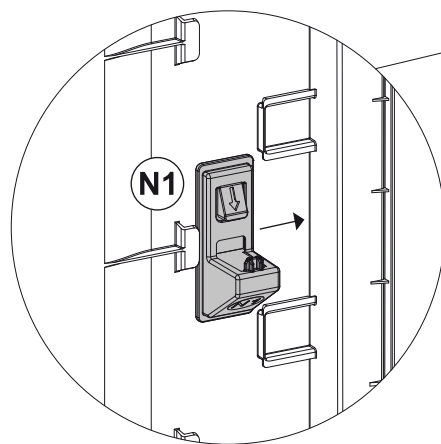


13

N1



x8



14

N2

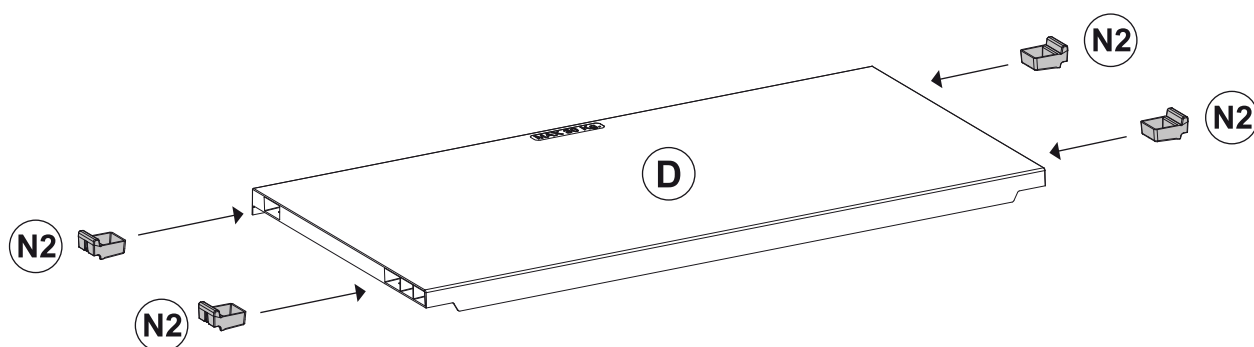


x16

D

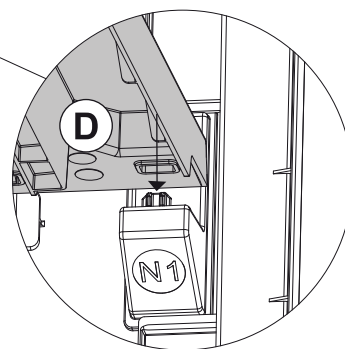
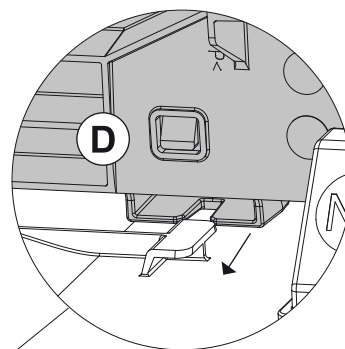
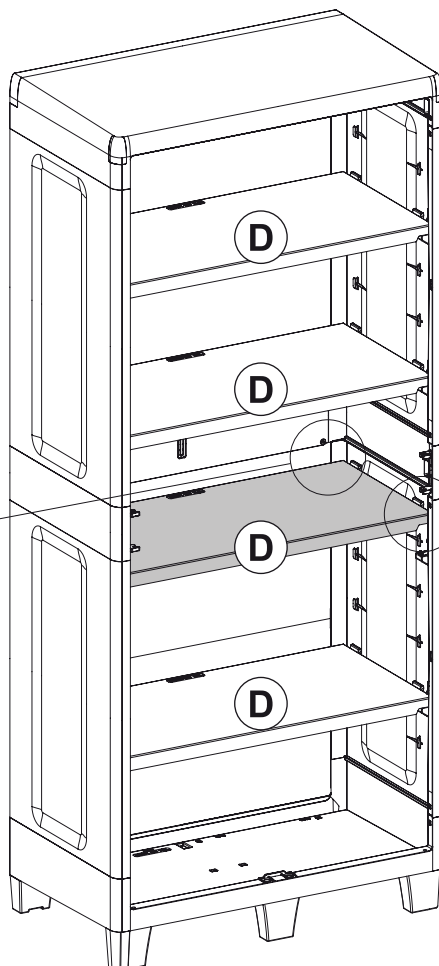
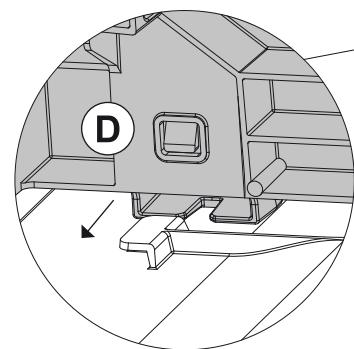


x4



15

D x4



16

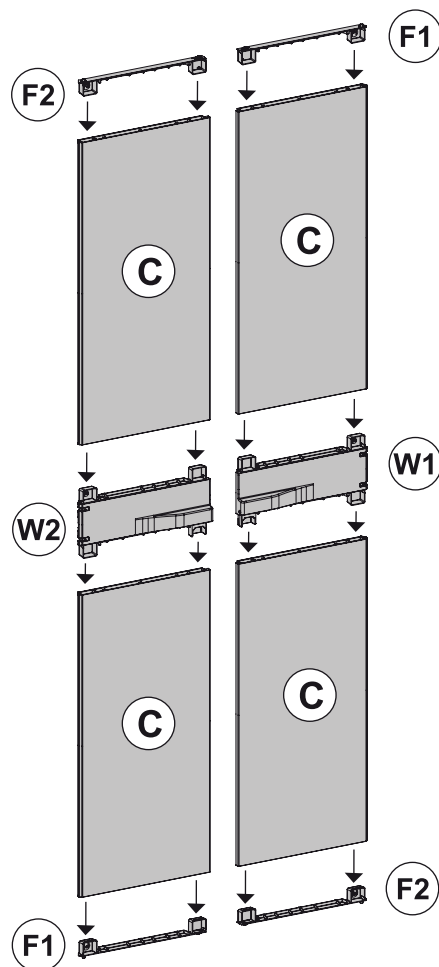
C x4

W1 x1

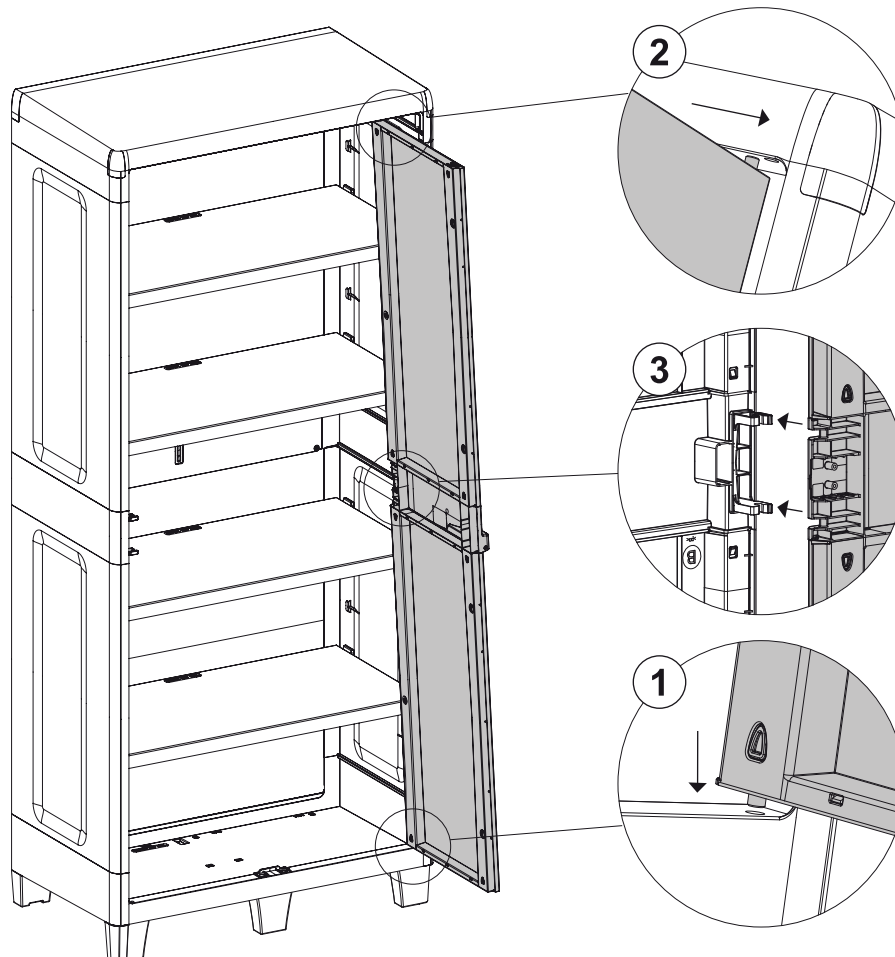
W2 x1

F1 x2

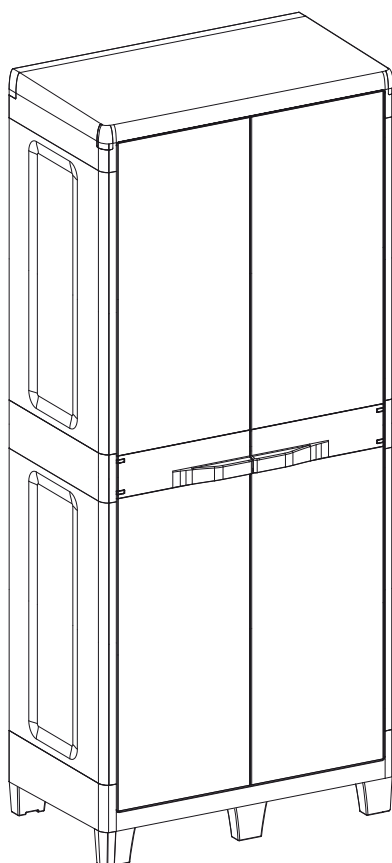
F2 x2


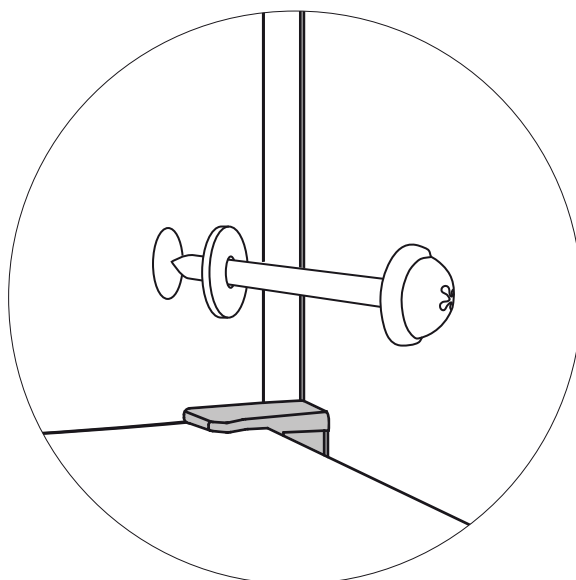
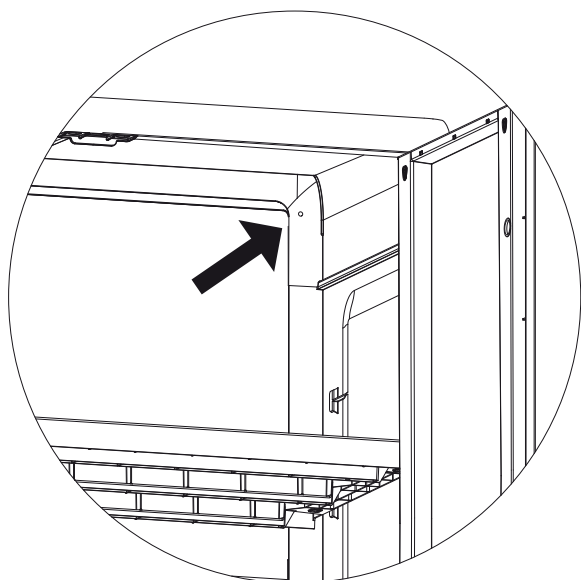
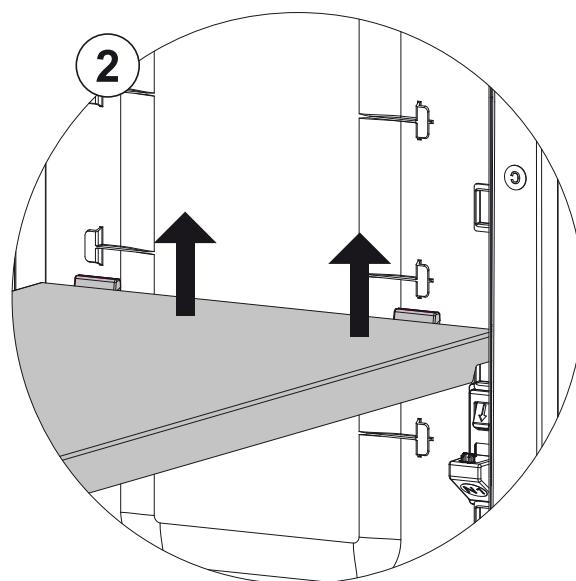
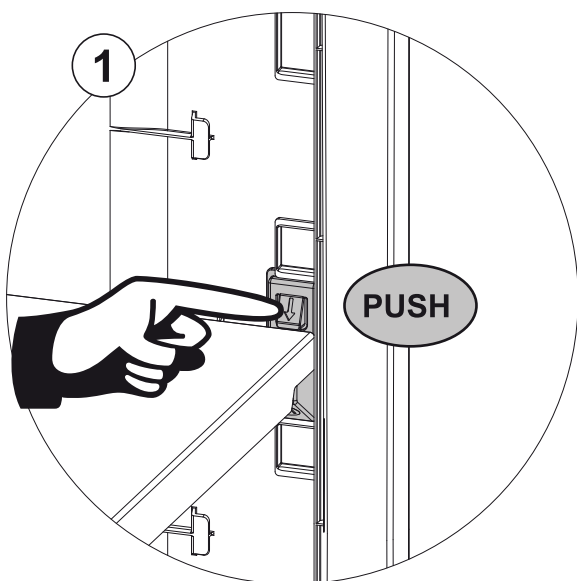


17



18





Da montare. Fissare al muro. Materiale per il fissaggio a parete non fornito. Pulire con acqua e sapone.	IT	För att montera. Fäst på väggen. Material för väggmontering ingår ej. Rengör med tvål och vatten.	SV
To be assembled. Wall-mounted. Wall fastenings not provided. Clean with soap and water.	EN	Potrebna je montaža. Pritrditi na steno. Material za pritrditev na steno ni vključen. Čistiti z milnico.	SL
À assembler. Fixer au mur. Le matériel pour la fixation murale n'est pas inclus. Nettoyez avec de l'eau et du savon.	FR	Montovatelné. Pripevnite na stenu. Materiál na upevnenie na stenu sa nedodáva. Čistite vodou a mydlom.	SK
Zu montieren. An der Wand zu befestigen. Material für die Wandmontage nicht inbegriffen. Mit Wasser und Seife waschen.	DE	Irid jiġi armat. Waħħal mal-ħajt. Mhuwiex ipprovdut materjal biex jitwaħħal mal-ħajt. Naddaf bl-ilma u s-sapun.	MT
Requiere montaje. Fijar en la pared. No incluye el material para la fijación en la pared. Lavar con agua y jabón.	ES	Tuote on koottava. Kiinnitettävä seinään. Seinäkiinnikkeet eivät kuulu toimitukseen. Puhdista vedellä ja saippualla.	FI
A montar. Fixar à parede. Material para fixação à parede não incluído. Limpar com água e sabão.	PT	Tuleb monteerida. Kinnitada seinale. Seinale kinnitamise materjal ei kuulu pakendisse. Puhastada vee ja seebiga.	ET
Do montażu. Mocowania do ściany. Materiał do mocowania do ściany niedostarczony. Czyścić wodą z dodatkiem mydła.	PL	Изисква монтаж. Закрепете за стена. Материалите за закрепване на стена не са включени. Почиствайте с вода и сапун.	BG
Skal samles. Fastgøres på væggen. Materiale til væggmontering medfølger ikke. Rengøres med vand og sæbe.	DA	Montējams. Pievienot pie sienas. Materiāls piestiprināšanai pie sienas nav iekļauts. Tīrīt ar ziepēm un ūdeni.	LV
Te monteren. Vasthechten aan de wand. Materiaal voor de montage aan de muur niet inbegrepen. Reinigen met water en zeep.	NL	Surenkama. Tvirtinama prie sienos. Tvirtinimo prie sienos medžiagos nepateiktos. Plauti muilu ir vandeniu.	LT
Le cur i dtoll a chéile. Gléasta ar balla. Ni sholáthraítear ceangail bhalla. Glan le gallúnach agus uisce.	GA	衣柜组装。 安装到墙体上。 未含墙体安装材料。 用肥皂和水清洁。	ZH
Összeszerelendő. Falhoz rögzítendő. A készlet nem tartalmazza a falhoz rögzítéshez szükséges csavarokat. Tisztítás vízzel és szappannal.	HU	組立式 壁に固定 壁への固定具は含まれていません。 水と石鹸で掃除。	JA
Απαιτείται συναρμολόγηση. Στερέωση στον τοίχο. Δεν παρέχεται το υλικό στερέωσης στον τοίχο. Καθαρισμός με νερό και σαπούνι.	EL	للتكيب. يثبت على الجدار. مواد للتثبيت على الجدار غير مدرجة. ينظف بالماء والصابون.	AR
Vyžaduje montáž. K připevnění na stěnu. Materiál pro upevnění na stěnu není součástí výrobku. Čistěte vodou a mýdlem.	CS	조립할 것. 벽에 고정 할 것. 벽에 고정 할 재료는 구비 되어 있지 않음. 물과 비누로 세척 할 것.	KO
Pentru a fi asamblat. A se fixa de perete. Materialul pentru fixarea de perete nu este inclus. A se curăța cu apă și săpun.	RO	Montaj için. Duvara sabitleyin. Duvara montajda kullanılacak malzemeler temin edilmemiştir. Su ve sabun ile temizleyin.	TR
Монтируется. Крепление на стене. Материал для крепления на стене не входит в комплект поставки. Мыть водой с мылом.	RU		



Plastmeccanica S.p.A.

Viale del Lavoro, 3

60030 Castelbellino (An) - ITALY

Tel. +39 0731 70766 - Fax +39 0731 703796

info@plastmeccanica.it